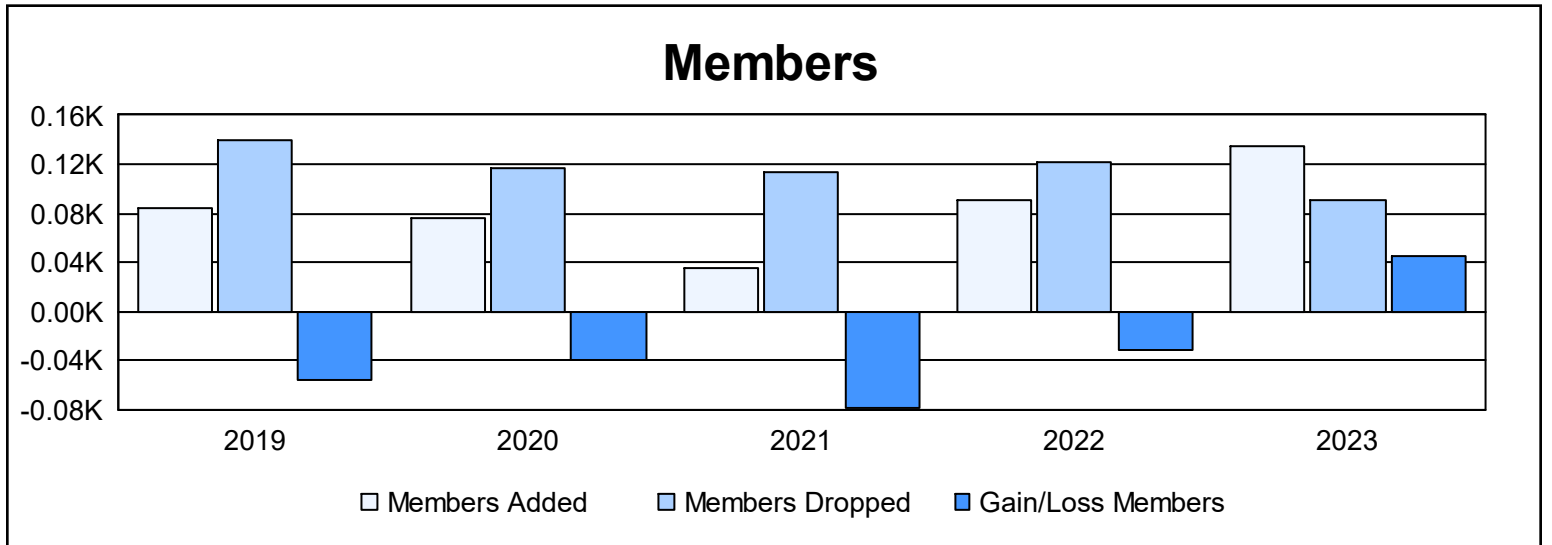
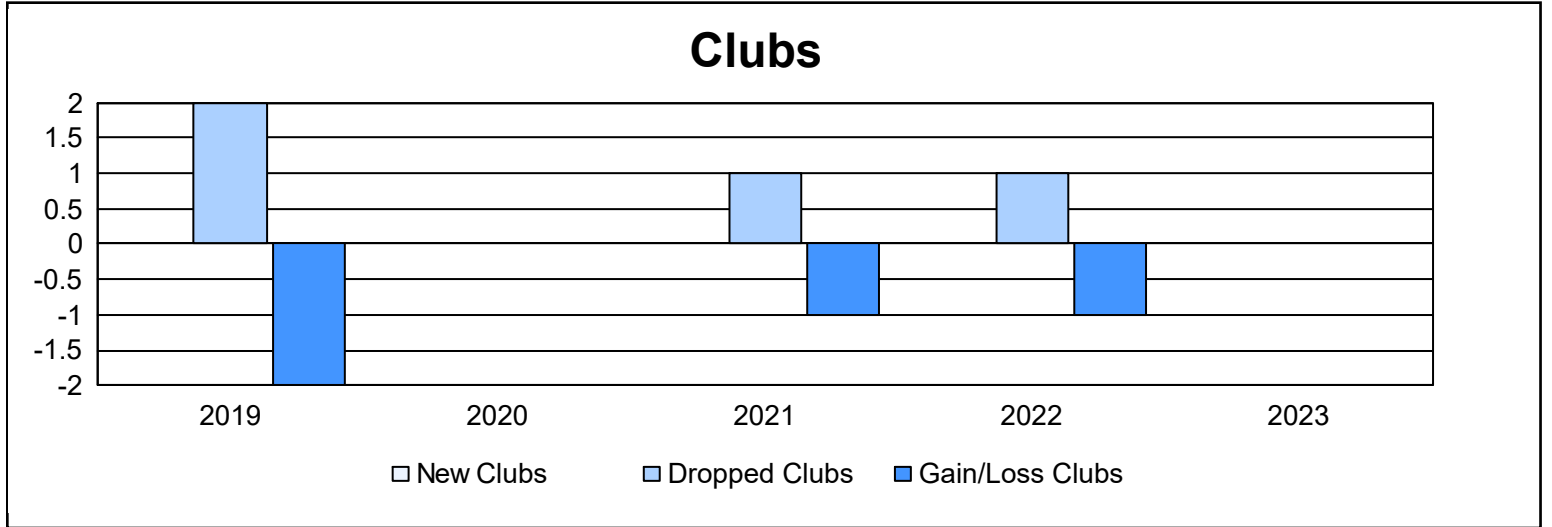
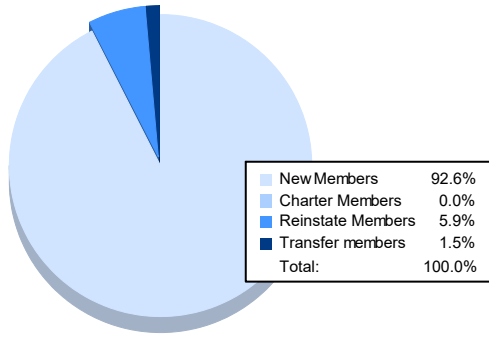


Year	New Clubs	Dropped Clubs	Gain/ Loss Clubs	New Members	Charter Members	Reinstate Members	Transfer Members	Total Member Added	Total Members Dropped	Gain/ Loss Members
2018-2019	0	2	-2	74	1	7	2	84	140	-56
2019-2020	0	0	0	72	1	2	1	76	116	-40
2020-2021	0	1	-1	31	0	2	2	35	114	-79
2021-2022	0	1	-1	75	0	7	8	90	121	-31
2022-2023	0	0	0	125	0	8	2	135	90	45
<b>Average</b>	<b>0</b>	<b>1</b>	<b>-1</b>	<b>75</b>	<b>0</b>	<b>5</b>	<b>3</b>	<b>84</b>	<b>116</b>	<b>-32</b>



### Membership Composition June 2023 Cumulative



### Gender Composition June 2023 Cumulative

